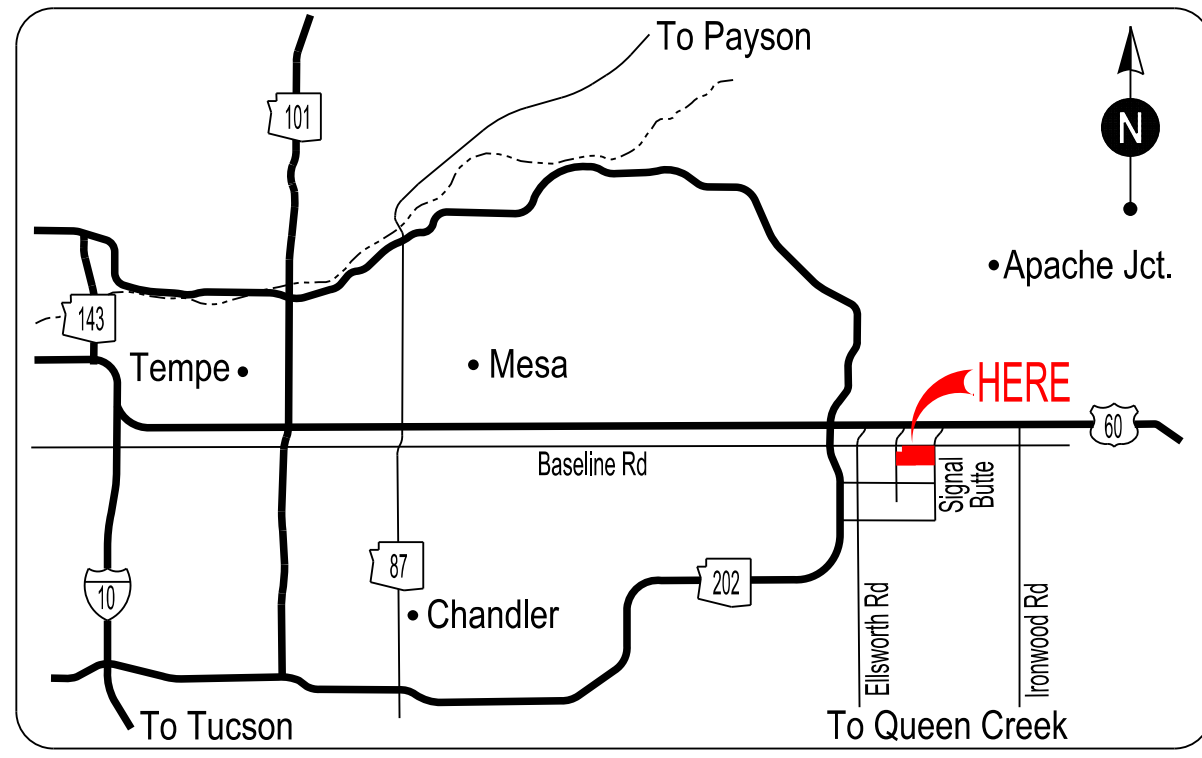


# Villages at Eastridge Subdivision Monument Point Numbers



Vicinity Map

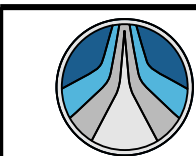
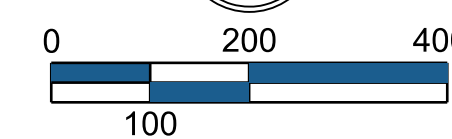


### Legend

- Aluminum Cap in Concrete Monument
- △ Existing Road Centerline monument
- Green belt/Landscape area
- - - Sight lines

### Disclaimer

Adjoining areas are private property. Possession of this map does not confer right of access. Please respect the rights, landscaping and privacy of home owners. Sight lines noted hereon are sight lines only and do not in any way represent the path of travel between points. Please be considerate of all landscaped areas.



**HUBBARD ENGINEERING**  
1840 S. Stapley Dr. #137  
Mesa, AZ 85204  
Ph: 480.892.3313  
www.hubbardengineering.com